

HOW TO UPLOAD AN IMMUNIZATION/EXCEPTION FORM



INTO YOUR CAMP ACCOUNT

- **CAMP KINGFISHER REQUIRES CAMPER'S IMMUNIZATION OR EXEMPTION FORM TO BE SUBMITTED PRIOR TO CAMP.**

1) PLEASE LOG INTO YOUR CAMP ACCOUNT.

CAMP IS WHAT SUMMERS ARE MADE OF

CNC
Chattahoochee
NATURE CENTER

RESERVATIONS MAKE A PAYMENT

Welcome, Primary Sign Out

My Account


Primary Test \$1.00
Primary Contact Account Balance

MY RESERVATIONS

Account Members

Primary Test <small>(primary contact)</small>	REGISTER
Secondary Test <small>(secondary contact)</small>	REGISTER
Teengirl Test	REGISTER
Youngboy Test	REGISTER

2) CLICK ON THE **THREE LINES** LOCATED NEXT TO **RESERVATIONS**.



My Account

Primary Test

Primary Contact

\$1.00

Account Balance

MY RESERVATIONS

Account Members

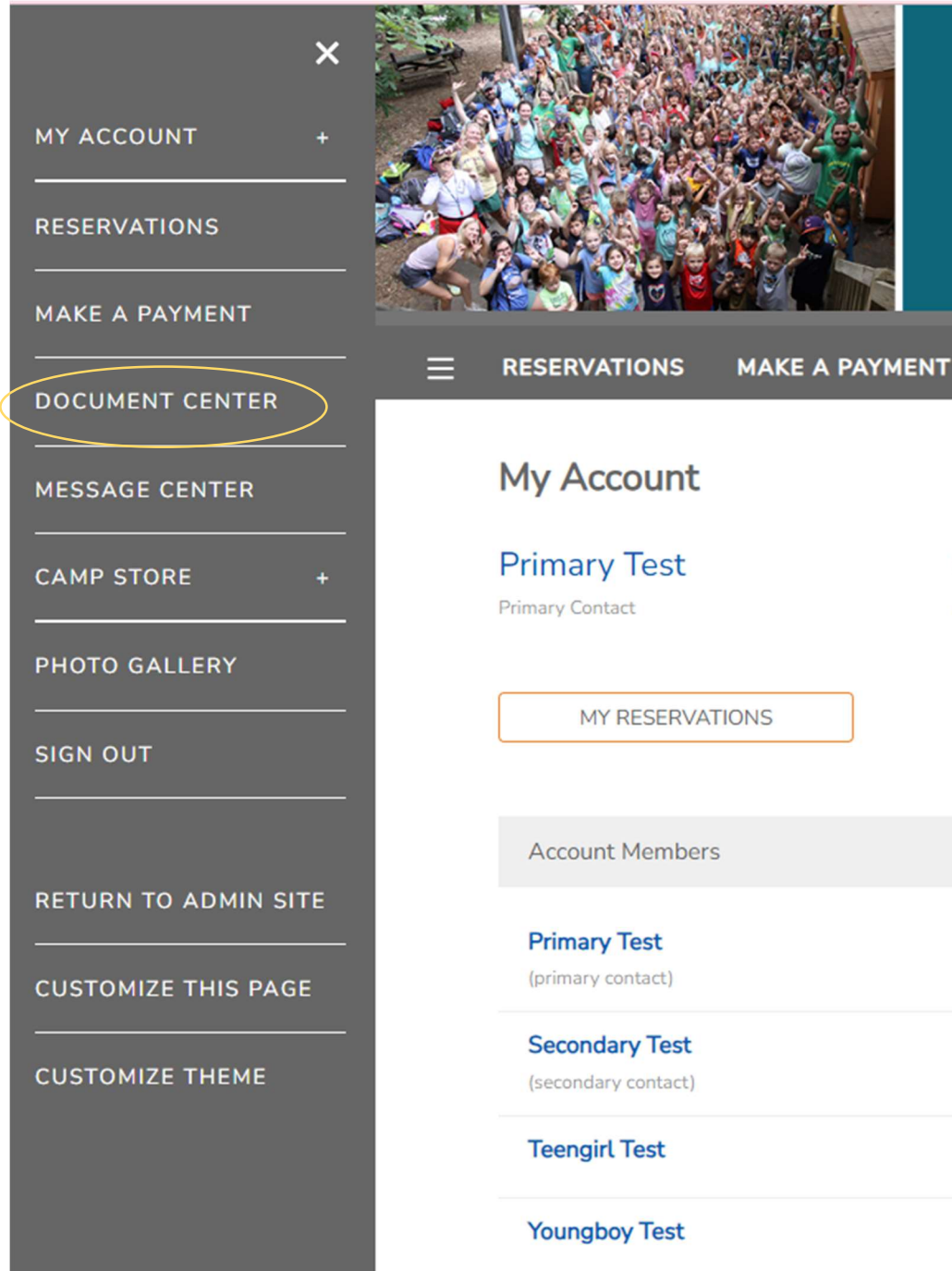
Primary Test

(primary contact)

Secondary Test

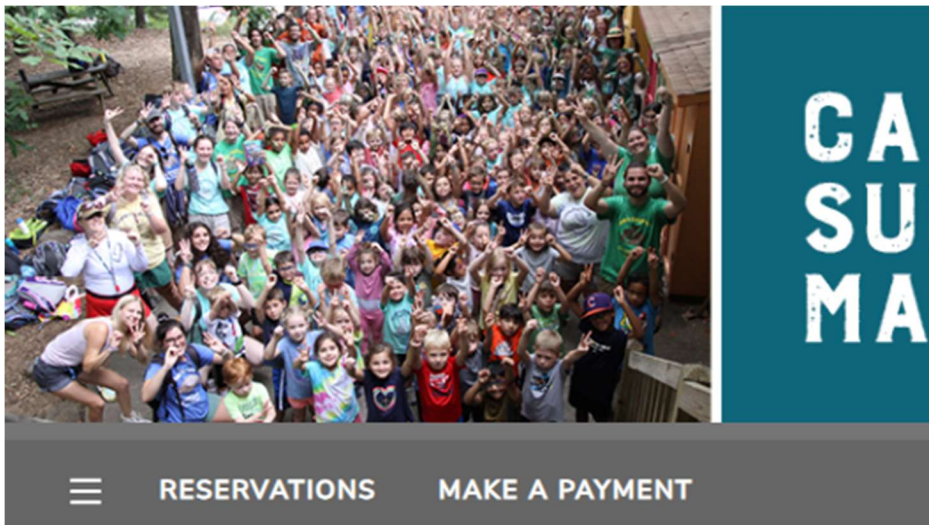
(secondary contact)

3) AFTER YOU CLICK ON THE **THREE LINES**, AN OPTIONS LIST OF WHAT YOU CAN DO IN YOUR ACCOUNT WILL POP UP. SELECT **DOCUMENT CENTER** FROM THE LIST.



The image shows a mobile application interface. On the left is a dark grey sidebar menu with a close button (X) at the top right. The menu items are: MY ACCOUNT (+), RESERVATIONS, MAKE A PAYMENT, DOCUMENT CENTER (circled in yellow), MESSAGE CENTER, CAMP STORE (+), PHOTO GALLERY, SIGN OUT, RETURN TO ADMIN SITE, CUSTOMIZE THIS PAGE, and CUSTOMIZE THEME. On the right is the main content area. At the top is a header with a hamburger menu icon (three horizontal lines) and two buttons: RESERVATIONS and MAKE A PAYMENT. Below the header is a large photo of a crowd of people. The main content area is titled 'My Account' and shows 'Primary Test' as the 'Primary Contact'. Below this is a button labeled 'MY RESERVATIONS'. Underneath is a section titled 'Account Members' which lists 'Primary Test (primary contact)', 'Secondary Test (secondary contact)', 'Teengirl Test', and 'Youngboy Test'.

4) ONCE YOU GET TO THE **DOCUMENT CENTER**, SELECT **CAMPER IMMUNIZATIONS** FROM YOUR LIST. IT WILL BE THE **SECOND ONE ON THE LIST**.



Document Center

Below are a list of available documents.

[UPLOAD DOCUMENT](#)

[BACKGROUND CHECK](#)

[Bright From The Start](#)

[Camper Immunizations](#)


[Camper Participation Agreement](#)

[Cancellation Policy](#)

[Cancellation Policy](#)

[Food Agreements](#)

5) ONCE YOU ARE ON THE CAMPER IMMUNIZATIONS PAGE, SELECT THE CAMPER THAT YOU ARE WANTING TO UPLOAD THE IMMUNIZATION FORM FOR AND SELECT **BROWSE** TO UPLOAD THE DOCUMENT FROM YOUR COMPUTER FILES. CLICK **UPLOAD DOCUMENT** TO HAVE THE FORM OFFICIALLY SUBMITTED.



Camper Immunizations

Download (If needed)

[Download Document](#)

Select Individual

- Primary Test
- Secondary Test
- Teengirl Test
- Youngboy Test
- Bluey Head
- blu Test
- Bingo Head

Upload

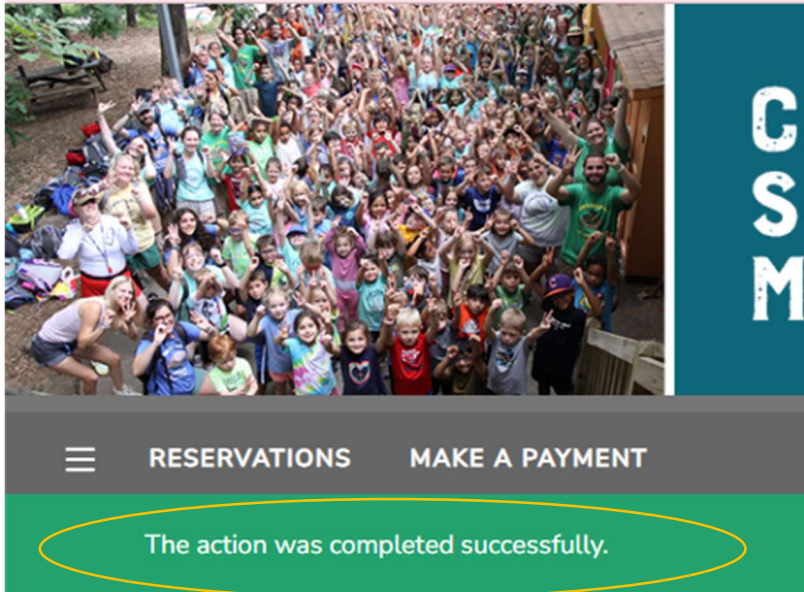
Choose file...

Browse

Maximum File Size 50 MB

UPLOAD DOCUMENT

6) AFTER YOU UPLOAD YOUR FORM, YOUR ACCOUNT SHOULD AUTOMATICALLY SAY 'THE ACTION WAS COMPLETED SUCCESSFULLY.'



Document Center

Below are a list of available documents.

[UPLOAD DOCUMENT](#)

[BACKGROUND CHECK](#)

[Bright From The Start](#)


[Camper Immunizations](#)

[Camper Participation Agreement](#)

[Cancellation Policy](#)

[Cancellation Policy](#)

7) IF YOU WANT TO VIEW THE UPLOAD YOURSELF, SELECT **CAMPER IMMUNIZATION** AGAIN. YOU WILL SEE THE DATE ACROSS FROM THE CAMPER'S NAME STATING WHEN THE FORM WAS UPLOADED. IF YOU WOULD LIKE TO VIEW THE DOCUMENT YOURSELF, CLICK ON **THE DATE**. AFTER YOU CLICK ON THE DATE, THE FORM YOU SUBMITTED WILL START DOWNLOADING.



Camper Immunizations

Download (If needed)

[Download Document](#)

Select Individual

- Primary Test
- Secondary Test
- Teengirl Test
- Youngboy Test
- Bluey Head
- blu Test
- Bingo Head

Last Uploaded 2/2/2024

Upload

Choose file...

Browse

Maximum File Size 50 MB